

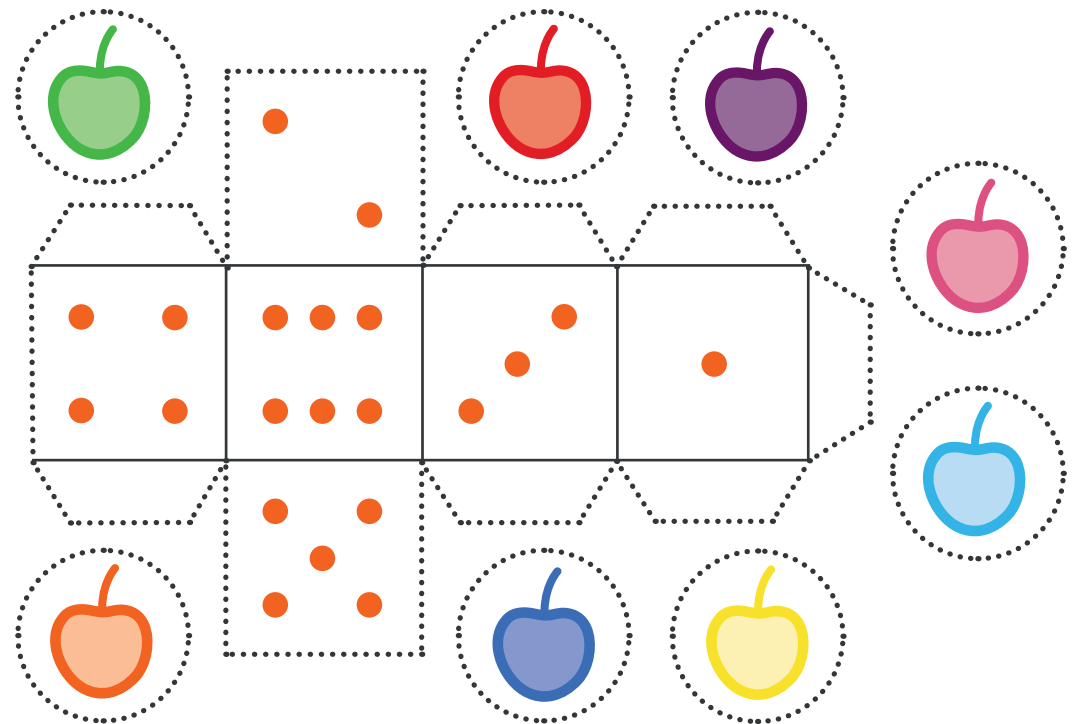
# The cherry on top of your Cake Break

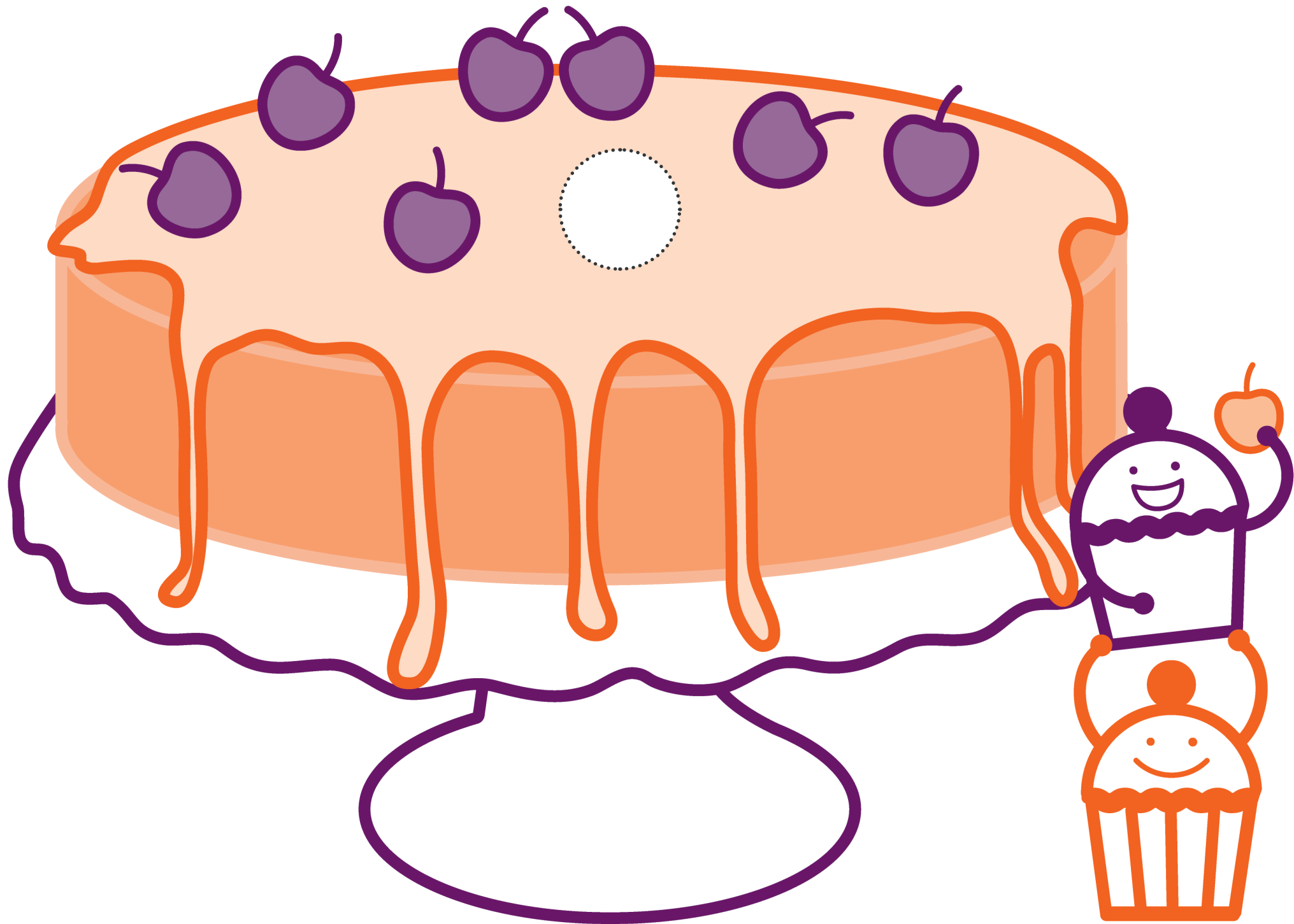


Get your guests playing this classic party game with a twist, and put the cherry on top of your Cake Break.

## How to play:


1. Print your game (one sided) and cut out the cherries on the right
2. Collect the suggested donation of £2 from each player
3. Each player then places their cherry on top of the cake whilst blindfolded
4. The closest to the correct position wins!






# Cakes and Ladders

Rise to the occasion by climbing up those ladders but beware of those dangerously delicious cakes.





## How to play:

1. Print your game (one sided) and cut out the counters (also used for the Cherry on top of your Cake Break game).
2. Cut out the dice, sticking or printing on card to make it stronger. Fold along the plain lines and stick the tabs in place (or use your own dice).
3. Collect the suggested donation of £2 from each player.
4. Take it in turns to roll the dice, moving your counter forward the number of spaces shown on the dice.
5. If your counter lands at the bottom of a ladder, you'll find an easy shortcut, but if you land on a cake, you're on a slippery slope downwards!
6. The first player home is the winner.